



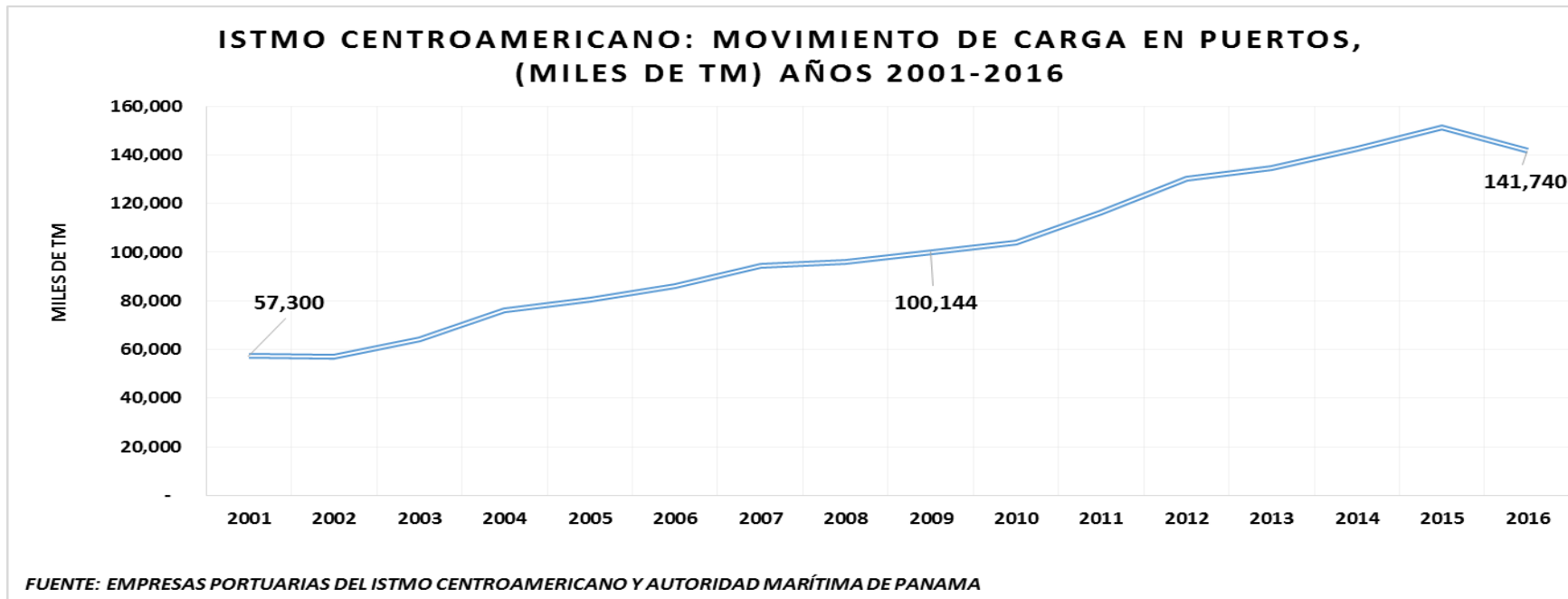
# COMISION CENTROAMERICANA DE TRANSPORTE MARITIMO



## Istmo Centroamericano: Movimiento de carga por país, (Miles de Tm), Años 2001-2016

País/Año	2001	2002	2003	2004	2005	2006	2007	2008	2009	2010	2011	2012	2013	2014	2015	2016
Guatemala	11,246	12,217	14,640	14,678	15,753	16,080	16,876	15,860	15,978	16,876	18,301	18,467	20,376	24,066	26,172	26,415
El Salvador	4,592	4,546	4,698	4,686	5,098	5,965	6,156	6,010	4,931	5,392	5,848	5,807	5,744	5,745	6,362	6,657
Honduras	6,882	7,083	7,658	8,732	9,273	9,393	9,819	10,476	9,450	10,582	12,137	13,057	14,117	13,936	13,845	13,839
Nicaragua	2,363	2,094	2,146	2,328	2,505	2,707	2,938	2,799	2,834	3,009	3,438	3,651	3,622	3,854	4,275	4,397
Costa Rica	9,078	9,760	10,439	10,915	11,334	12,824	13,674	13,909	12,069	13,474	14,207	14,691	14,932	15,499	15,344	16,670
Panamá	23,139	21,291	24,626	34,795	36,699	39,245	44,826	47,047	54,881	54,819	62,425	74,708	75,954	79,264	85,488	73,762
<b>Istmo Centroamericano</b>	<b>57,300</b>	<b>56,991</b>	<b>64,207</b>	<b>76,134</b>	<b>80,664</b>	<b>86,214</b>	<b>94,289</b>	<b>96,100</b>	<b>100,144</b>	<b>104,152</b>	<b>116,356</b>	<b>130,381</b>	<b>134,746</b>	<b>142,364</b>	<b>151,485</b>	<b>141,740</b>

Fuente : Empresas Portuarias de Centroamerica y Autoridad Marítima de Panamá



“Por una Región Competitiva e Integrada para el Desarrollo del Transporte Marítimo y el Comercio Internacional”

Tel. (505) 2222-2754, 2222-3560 Fax. (505) 2222-2759. [www.cocatram.org.ni](http://www.cocatram.org.ni)



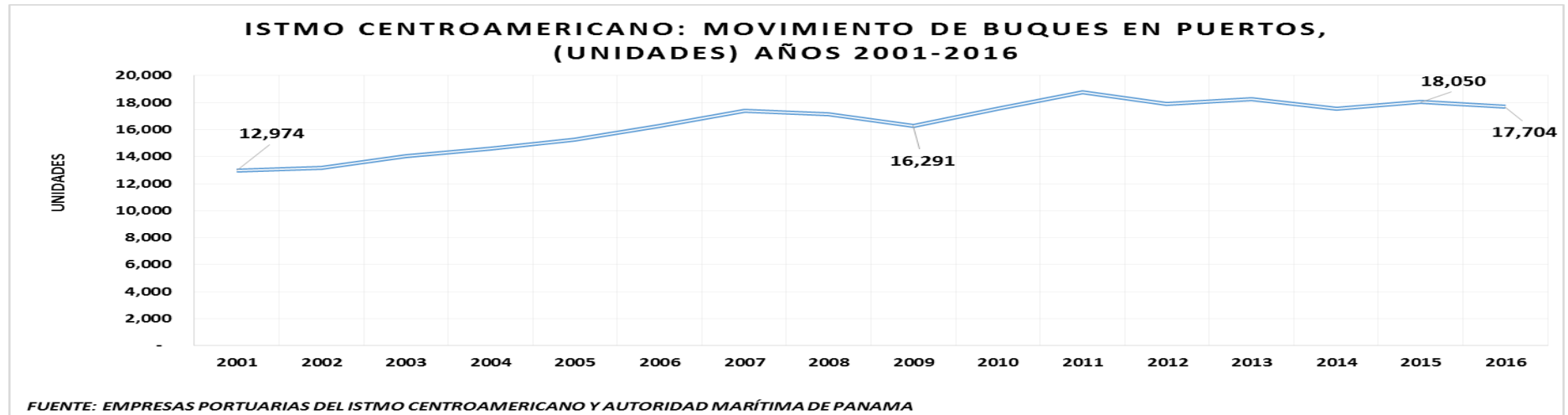
# COMISION CENTROAMERICANA DE TRANSPORTE MARITIMO



## Istmo Centroamericano: Movimiento de buques por país, (Unidades), Años 2001-2016

País/Año	2001	2002	2003	2004	2005	2006	2007	2008	2009	2010	2011	2012	2013	2014	2015	2016
Guatemala	2,534	2,637	2,912	3,055	3,112	3,366	3,546	3,370	3,261	3,501	3,328	3,173	3,334	3,339	3,273	3,349
El Salvador	445	451	546	590	610	718	855	729	630	620	725	743	810	766	823	801
Honduras	2,154	2,212	2,293	2,324	2,309	2,377	2,547	2,456	2,238	2,252	2,570	2,165	2,281	2,375	2,309	2,400
Nicaragua	544	422	432	421	449	621	676	673	596	640	642	569	640	585	668	721
Costa Rica	2,386	2,642	2,732	2,737	2,779	3,042	3,215	3,078	2,999	3,136	3,373	3,322	3,196	2,912	2,860	3,021
Panamá	4,911	4,823	5,140	5,479	5,998	6,159	6,570	6,821	6,567	7,388	8,129	7,945	7,993	7,567	8,117	7,412
<b>Istmo Centroamericano</b>	<b>12,974</b>	<b>13,187</b>	<b>14,055</b>	<b>14,606</b>	<b>15,257</b>	<b>16,283</b>	<b>17,409</b>	<b>17,127</b>	<b>16,291</b>	<b>17,537</b>	<b>18,767</b>	<b>17,917</b>	<b>18,254</b>	<b>17,544</b>	<b>18,050</b>	<b>17,704</b>

Fuente : Empresas Portuarias de Centroamerica y Autoridad Marítima de Panamá



“Por una Región Competitiva e Integrada para el Desarrollo del Transporte Marítimo y el Comercio Internacional”

Tel. (505) 2222-2754, 2222-3560 Fax. (505) 2222-2759. [www.cocatram.org.ni](http://www.cocatram.org.ni)



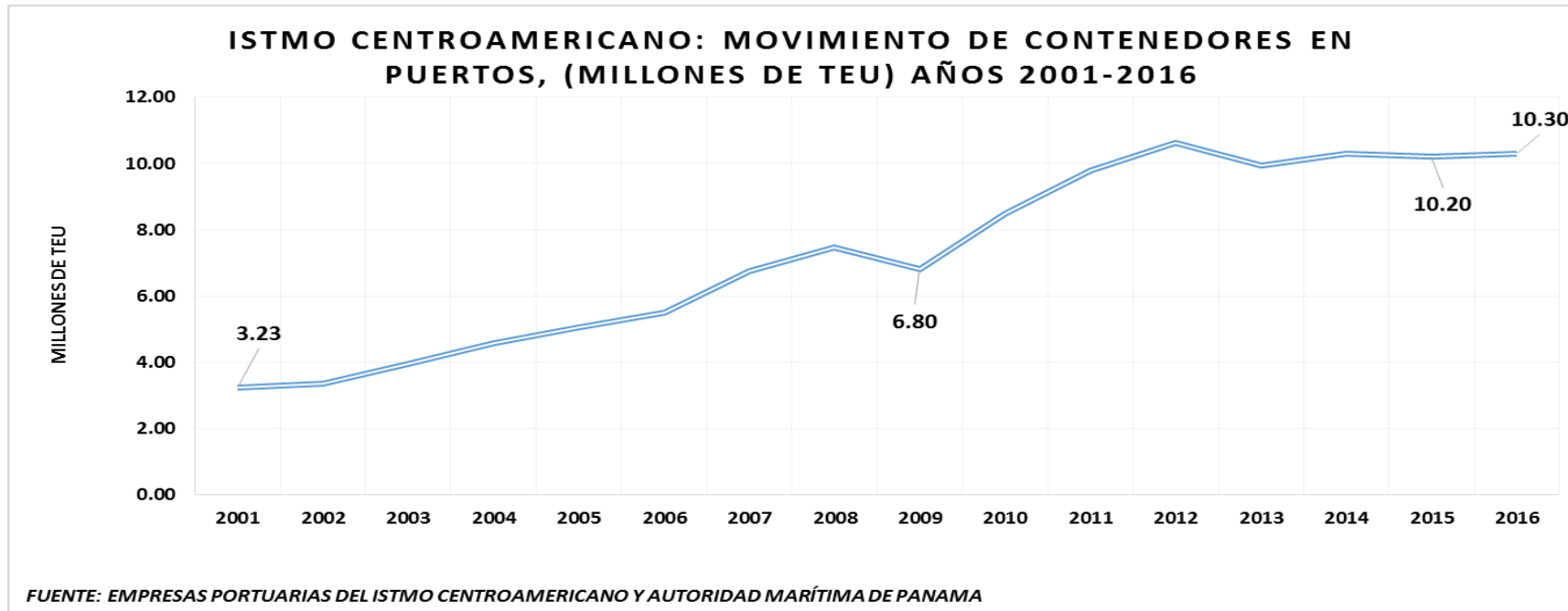
# COMISION CENTROAMERICANA DE TRANSPORTE MARITIMO



**Istmo Centroamericano: Movimiento de contenedores y furgones por país, (TEU), Años 2001-2016**

País/Año	2001	2002	2003	2004	2005	2006	2007	2008	2009	2010	2011	2012	2013	2014	2015	2016
Guatemala	597,775	681,078	725,976	750,343	770,363	835,253	876,653	905,705	887,322	1,022,994	1,163,076	1,500,799	1,211,562	1,263,485	1,350,920	1,470,100
El Salvador	17,721	42,221	66,216	93,647	104,370	124,331	144,458	156,323	126,369	146,819	161,226	160,981	180,634	179,260	190,643	202,165
Honduras	397,659	413,842	470,340	555,854	591,697	593,800	636,433	669,802	571,720	612,844	662,672	663,945	671,467	682,859	743,686	757,271
Nicaragua	10,933	10,447	12,328	16,983	18,951	47,948	61,457	63,234	59,932	68,326	84,467	94,444	98,153	116,317	144,718	156,900
Costa Rica	616,900	646,971	676,438	734,088	778,651	880,436	968,559	1,004,975	909,442	1,036,214	1,095,490	1,229,529	1,246,829	1,298,579	1,343,841	1,441,756
Panamá	1,591,472	1,544,774	1,991,659	2,428,799	2,774,569	3,027,562	4,074,480	4,651,926	4,244,740	5,593,199	6,629,943	6,984,447	6,538,074	6,770,243	7,012,750	6,271,681
<b>Istmo Centroamericano</b>	<b>3,232,460</b>	<b>3,339,333</b>	<b>3,942,957</b>	<b>4,579,714</b>	<b>5,038,601</b>	<b>5,509,330</b>	<b>6,762,040</b>	<b>7,451,965</b>	<b>6,799,525</b>	<b>8,480,396</b>	<b>9,796,874</b>	<b>10,634,145</b>	<b>9,946,719</b>	<b>10,310,743</b>	<b>10,786,558</b>	<b>10,299,873</b>

Fuente : Empresas Portuarias de Centroamerica y Autoridad Marítima de Panamá



*“Por una Región Competitiva e Integrada para el Desarrollo del Transporte Marítimo y el Comercio Internacional”*

Tel. (505) 2222-2754, 2222-3560 Fax. (505) 2222-2759. [www.cocatram.org.ni](http://www.cocatram.org.ni)